

Features

- Types up to 1000 V V_{RRM}
- Ideal for printed circuit board
- High forward surge current capability
- High temperature soldering guaranteed 250°C/ 10 seconds, 0.375"(9.5 mm) lead length, 5 lbs(2.3 kg) tension
- Plastic package has Underwriters Laboratory Flammability Classification 94V-0

KBU Package



Mechanical Data

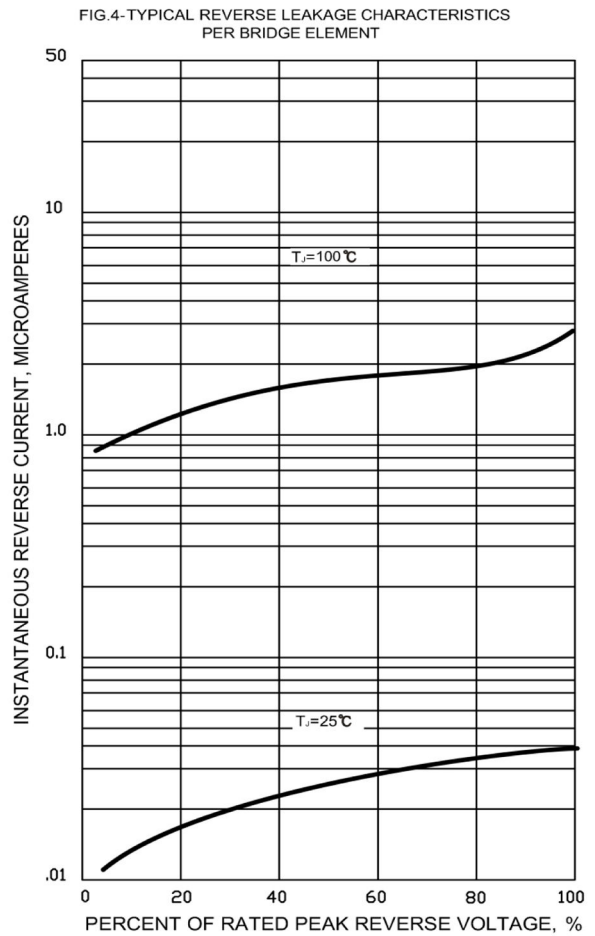
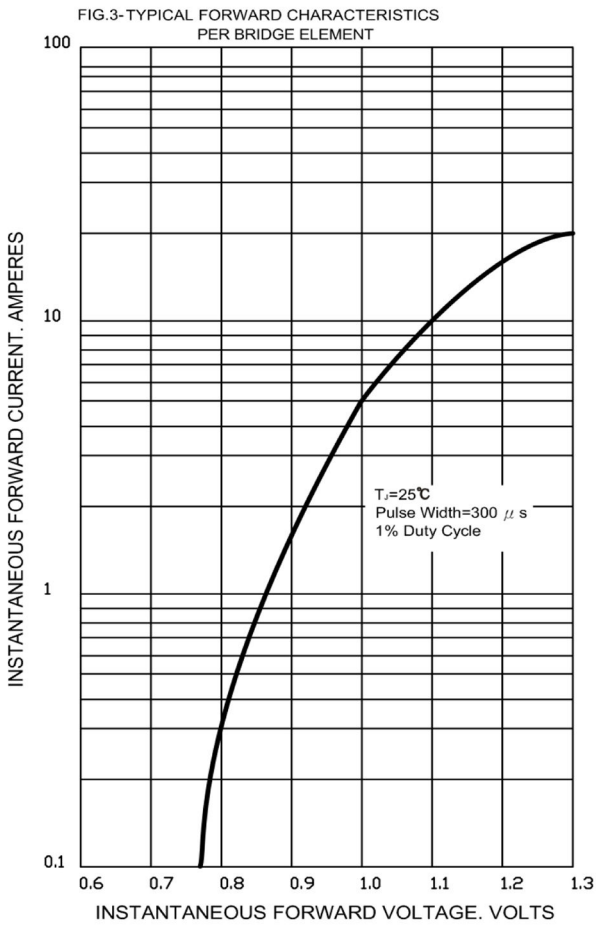
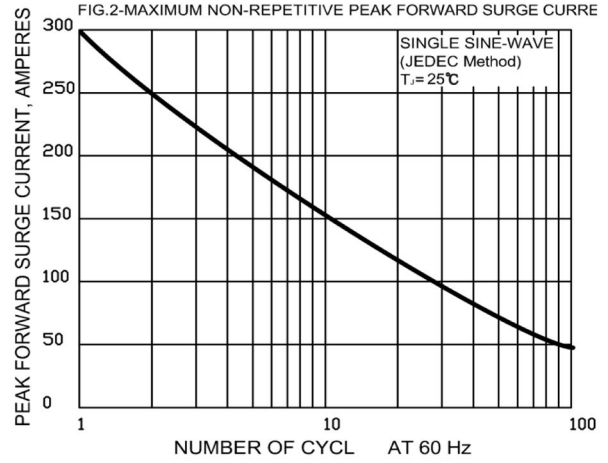
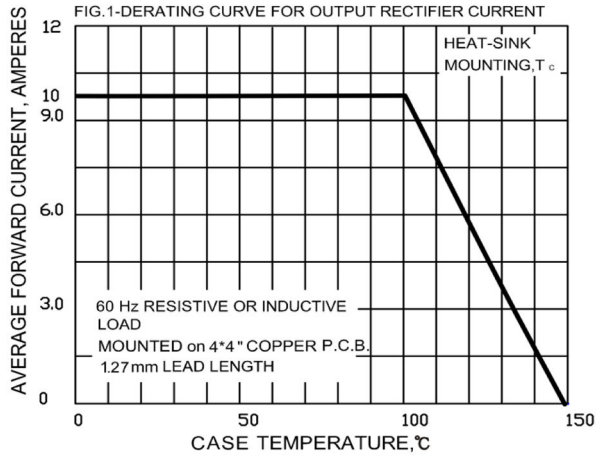
Case: Molded plastic body
 Weight: 0.268 oz, 7.6 g
 Mounting position: Any
 Terminals: Plated leads, solderable per MIL-STD-750, Method 2026
 Mounting torque: 5 inch-lbs max

Maximum ratings, at $T_j = 25\text{ }^\circ\text{C}$, unless otherwise specified

Parameter	Symbol	Conditions	KBU1006	KBU1008	KBU1010	Unit
Repetitive peak reverse voltage	V_{RRM}		600	800	1000	V
RMS reverse voltage	V_{RMS}		420	560	700	V
DC blocking voltage	V_{DC}		600	800	1000	V
Continuous forward current	I_F	$T_C \leq 100\text{ }^\circ\text{C}$	10	10	10	A
Surge non-repetitive forward current, Half Sine Wave	$I_{F,SM}$	$T_C = 25\text{ }^\circ\text{C}$, $t_p = 8.3\text{ ms}$	250	250	250	A
Operating temperature	T_j		-55 to 150	-55 to 150	-55 to 150	$^\circ\text{C}$
Storage temperature	T_{stg}		-55 to 150	-55 to 150	-55 to 150	$^\circ\text{C}$

Electrical characteristics, at $T_j = 25\text{ }^\circ\text{C}$, unless otherwise specified

Parameter	Symbol	Conditions	KBU1006	KBU1008	KBU1010	Unit
Diode forward voltage	V_F	$I_F = 5\text{ A}$, $T_j = 25\text{ }^\circ\text{C}$	1.1	1.1	1.1	V
Reverse current	I_R	$V_R = 50\text{ V}$, $T_j = 25\text{ }^\circ\text{C}$	10	10	10	μA
		$V_R = 50\text{ V}$, $T_j = 100\text{ }^\circ\text{C}$	500	500	500	



This datasheet has been downloaded from:

www.DatasheetCatalog.com

Datasheets for electronic components.